



Every Child. One Community. Cradle to Career.

## COMMUNITY-BUILT GOAL

By the class of 2020, **WE WILL** increase by **50%** both the graduation rate of Tacoma Public Schools students and those who complete a college degree or technical certificate. Success will require measuring and closing gaps in access, opportunities, and achievement for **all students** from **cradle to college and career**.



# EXECUTIVE SUMMARY

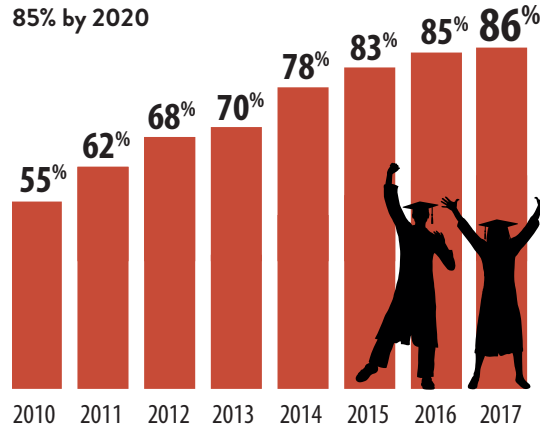
## 2018 COMMUNITY IMPACT REPORT

### Tacoma Rising & Closing Gaps

## WHERE WE ARE NOW TACOMA TOPPED IT!

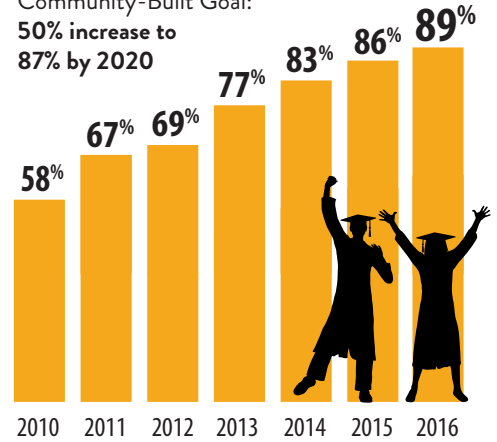
### 4-Year On-Time

Tacoma Public Schools Goal:  
85% by 2020



### 5-Year Extended

Community-Built Goal:  
50% increase to  
87% by 2020



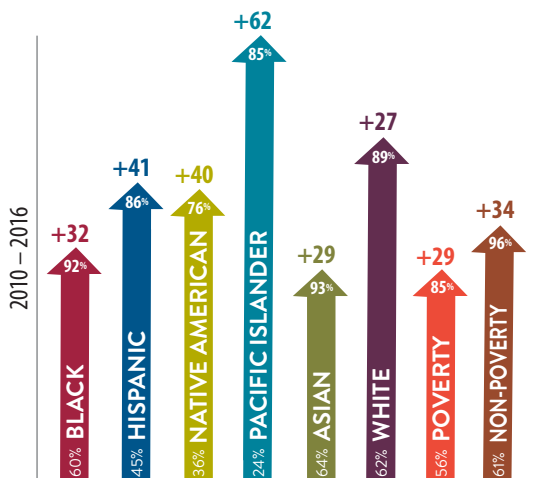
## POVERTY IS NOT DESTINY Students in Need

4-Year On-Time H.S. Graduation	<b>TACOMA</b>	<b>86%</b>
	WASHINGTON	79%
	SEATTLE	79%
Low-Income Students H.S. Graduation	<b>TACOMA</b>	<b>81%</b>
		70%
		69%
English Learners H.S. Graduation	<b>TACOMA</b>	<b>80%</b>
		58%
		56%
Homeless Students H.S. Graduation	<b>TACOMA</b>	<b>70%</b>
		54%
		47%



## DRAMATIC GAINS: 2010-2016

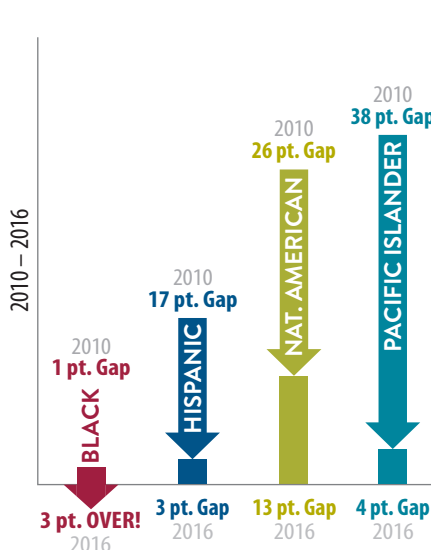
5-Year Extended H.S. Graduation  
ACROSS EVERY DEMOGRAPHIC



NOTE: Poverty is defined as those students who qualify for Free or Reduced Lunch (FRL).

## CLOSING GAPS: 2010-2016

5-Year Extended H.S. Graduation  
BETWEEN WHITE STUDENTS & STUDENTS OF COLOR



## GOALS EXCEEDED, GAPS CLOSED

The 30-point gain we see in the TPS Class of 2016 5-year extended high school graduation rate surpasses the state average as well as the community's 50% increase goal. That's a 52% increase over baseline! The 4-year on-time graduation rate is up 31 points for the Class of 2017, from 55% in 2010.

The gap for the 5-year extended graduation rate has closed entirely: 92% of Black students graduated, compared to 89% of White students. The graduation gap for Hispanic students has also closed to three points (89% White, 86% Hispanic).

## 2018 BRIGHT SPOTS



### 6th Grade Achievement

**UP 12 points** – 89% of 6th graders are passing all or all but one class and gaps are shrinking, especially for Hispanic and Native American children, as well as those living in poverty (89%, 86%, and 86%, respectively).



### 8th Grade Math

**UP four points** – 69% of 8th graders are passing algebra or geometry with a C or better.



### College Entry Exams

**UP 19 points** – 99% of Tacoma seniors are taking the SAT Exam. We now turn our attention to boosting subject scores, especially in math and writing, where Students of Color experience gaps of more than 20%.



### College-Credit-Eligible Classes

**UP 38 points** – More than twice as many students (71%) now take at least one college-credit-eligible class than they did in 2012, with gains of more than 30 points over baseline across every demographic.

## 2018 OPPORTUNITIES FOR IMPROVEMENT



### Ready for Kindergarten

**DOWN one point** – Fewer than half of entering kindergarteners demonstrate the necessary skills as prescribed by WaKIDS. More troubling is that most demographic groups seem to be losing ground on this measure, especially Native American students, who have lost 18 points since 2013.



### 3rd Grade Reading

**UP four points** – Test scores remain low, with less than half (46%) meeting standard. Gaps are wide and growing, especially for Black and Pacific Islander students, 24% and 28% (respectively) of whom are reading on grade level.



### Chronic Absence

**UP two points** – On average, 45% of TPS high schoolers are chronically absent (missing 18+ days, excused or unexcused). Poverty plays a major role in attendance, from elementary to high school (an average of 55% of high school students in poverty are chronically absent, as compared to 33% of non-poverty students.)



### College Enrollment

**DOWN four points** – This measure remains low at 54%, a slight decline from 58% in 2010. Demographically speaking, the rates are even lower (35% for Native American students) for all Students of Color (except Asian) and for those in poverty.



### College Completion

**DOWN one point** – Completion within 6 years is also low, with one-third completing a post-secondary degree. Rates have slid from 37% to 35% (Class of 2010 to Class of 2011) and have declined four points and seven points for Black and Hispanic students, respectively.



**DIG DEEPER:** More info, including interactive data dashboards, is available at [GraduateTacoma.org/Data](https://GraduateTacoma.org/Data)

