

# 2019 COMMUNITY IMPACT REPORT

## EXECUTIVE SUMMARY



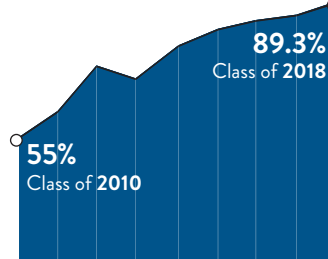
Every Child. One Community. Cradle to Career.



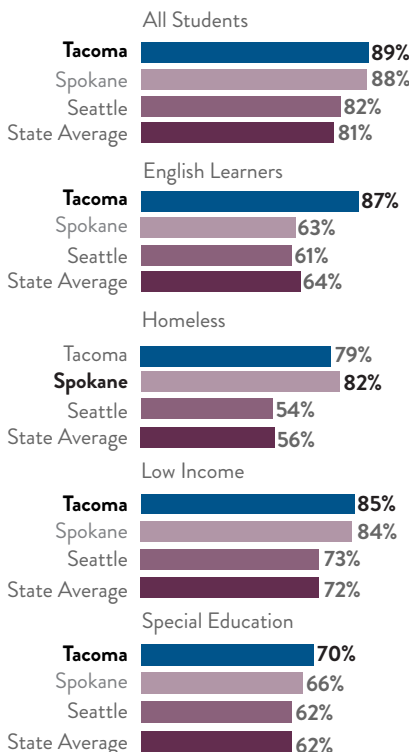
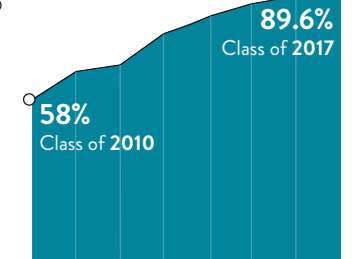
By the Class of 2020, WE WILL increase by 50% both the high school graduation rate of Tacoma Public Schools students and those who complete a college degree or technical certificate.

Graduate Tacoma is a community-wide movement on a mission to help every child achieve success — from cradle to college and career. With more than 270 community organizations and advocates working in partnership, we are taking shared responsibility to align our goals, data, and resources in favor of kids.

4-Year On-Time Graduation  
BASELINE TO CURRENT



5-Year Extended Graduation  
BASELINE TO CURRENT



Success will require measuring and closing gaps in access, opportunities, and achievement for all students from cradle to college and career.

Tacoma Public Schools and the Graduate Tacoma movement have found creative and innovative ways to improve outcomes for students graduating high school. As a result, Tacoma's four-year graduation rate has reached another record-setting high of 89.3 percent — surpassing our goal of 85 percent by 2020. Every ethnic group has seen 20-30 point increases over the last few years, and overall gaps by race and income remain very low.

### GRADUATION RATES COMPARED

The graphic on the left illustrates how Tacoma graduation rates for our most vulnerable populations compare to other districts. Most notably, homeless students and English Learners are graduating at all-time highs, despite increases in both populations. The rate of homeless students graduating on time has grown from 70 to 79 percent over the last year. Likewise, 87 percent of English Learners are graduating on time — nearly double the rate reported in 2010.

Nevertheless, new funding restrictions for education implemented by the state legislature may put this progress at jeopardy. Looking forward, the Graduate Tacoma movement must double down on its efforts to support TPS graduates entering college or the workforce to improve economic mobility, particularly for historically marginalized communities.

# 2019 COMMUNITY IMPACT REPORT EXECUTIVE SUMMARY



Every Child. One Community. Cradle to Career.

## COLLEGE COMPLETION

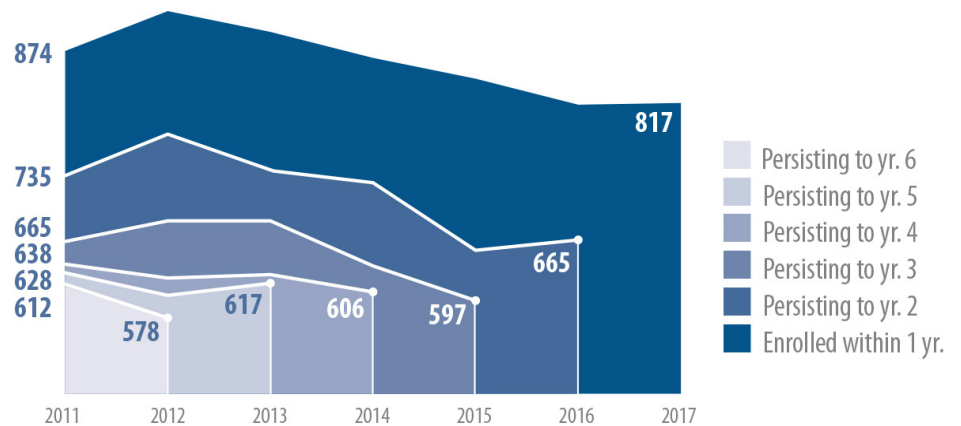
The Graduate Tacoma community movement seeks to also improve college completion rates by 50 percent. Despite success in high school graduation, we have more work to do to improve college access, persistence, and completion for Tacoma students.

We are seeing a concerning 4 percent decline from 57 to 53 percent in college completion between students who enrolled in 2010 and those who enrolled in 2012.

The graph on the right indicates that the first two years are crucial to improving persistence and subsequently completion. With only a few years left to make the change we set out to make, we must consider ways to expand our efforts to support students in those first two years of college.

## PERSISTENCE TRENDS BY COHORT (NSC)

Postsecondary persistence among students enrolling in college within one year of TPS graduation, by high school graduating class.



### DIG DEEPER:

Visit [GraduateTacoma.org/Data](http://GraduateTacoma.org/Data) to dig deeper into the data!

The above graph looks at college persistence by a student's graduating year. For instance, in 2011, 612 of 874 originally enrolled students persisted to year six.

The following six indicators remain areas of opportunity for Graduate Tacoma partners and supporters.



### KINDERGARTEN READY

**Down one point** from baseline. Fewer than half of entering kindergarteners demonstrate the necessary skills as prescribed by WaKIDS.

47%

25%

### CHRONIC ABSENCE

**Down one point** from baseline. Unlike other indicators, we aim for decreases in this measure. Still, the racial gap remains a challenge to improving attendance rates.



### THIRD GRADE READING

**Up seven points** over baseline. However, Tacoma lags behind the statewide average of 55.5 percent.

49%

74%

### NINTH GRADE ACHIEVEMENT

**Up two points** over baseline. However, the poverty gap remains at 16 percent. Gaps have also widened for Black (16%) and Pacific Islander (25%) students.



### EIGHTH GRADE MATH

**Up two points** over baseline. The overall rate remains steady from last year, but most student of color groups are getting left behind.

67%

99%

### COLLEGE ENTRY EXAMS

**Up 19 points** over baseline. Nearly all Tacoma seniors are taking the SAT exam. Now we turn our attention to boosting subject scores.

